



## Board of Directors Meeting

Tuesday, September 17, 2024 • 8:30 PM

Zoom Meeting – See Info Below

### MEETING AGENDA

1. Welcome and Roll Call
2. Declaration of Conflict of Interest Statement
3. Review and Approve July 16, 2024 Meeting Minutes
4. Consent Agenda
  - Executive Secretary Report
  - Registration Report
  - Ad Hoc Champ Meet Committee
  - Financial Reports
  - Sanction Committee Meeting Notes
  - Governance Committee Report
4. Old Business
  - LEAP update
5. New Business
  - P & P Changes (from Ad Hoc Champ Committee)
  - Interim BOD appointments
  - Committee vacancies/recommendations
  - BOD Job Descriptions
  - MW Strategic Plan
  - Sioux City territory change proposal
  - Board Orientation
  - HOD Meeting
  - USAS ABM
6. Adjournment

Join Zoom Meeting

<https://zoom.us/j/93026011293?pwd=WVBYcktXWm1Md1FqU0kreDZlZDhJdz09>

Meeting ID: 930 2601 1293

Passcode: 077130

One tap mobile

+16694449171,,93026011293#,,,,\*077130# US

General Chair	Stefanie Martinez
Adm Vice Chair	Steve Kidder
Senior Vice Chair	David Nelson
Age Group Chair	Paige Skidmore
Treasurer	
Finance Chair	Betsy Purcell
Safe Sport Chair	Aidan Cho
DEI Chair	
Coaches' Rep	Sam Bach
Sr Athlete Rep	Addisyn Storms
At Large Athlete	Arnav Gupta
At Large Athlete	
Delegate At Large	Jack French
Delegate At Large	Amber Bargstadt
Governance Chair	Starre Haney
Operational Risk	Lori Howard
Technical Chair	Erica Storms
Registration Chair	Leslie Mayo
Officials Chair	Dan Brailita
Past General Chair	Betsy Purcell
Executive Secretary	Betty Kooy



**MINUTES** DRAFT  
**DATE:** 07/16/2024  
**TIME:** 8:30 p.m.  
**LOCATION** Zoom Conference Call

### Call to Order

- Midwestern Board of Directors
- Board Meeting
  - Called to order – Betsy Purcell 8:35 p.m.
  - Purpose of Meeting: Regular BOD Meeting
- Roll Call by Zoom sign-in
  - BOD Attendees: Betsy Purcell, David Nelson, Jeff Steiner, , Stefanie Martinez, Aidan Cho, , Amber Bargstadt, Betty Kooy (ex officio)
  - HOD Committee Chairs/Coordinators Present: Leslie Mayo, Dan Brailita
  - BOD Absent: Toby Rees, Paige Skidmore, Carol Olson, Sam Bach, Kate Novinski, Addisyn Storms, Aidan Kolb
  - HOD Committee Chairs/Coordinators Absent: Starre Haney, Lori Howard, Erica Storms
  - Guests: Jimmy Parmenter, Steve Kidder, Kathy Lydiatt
- Declaration of Conflict of Interest Statement: Read by Betsy Purcell; no declarations

### Approval of Previous Minutes

- No corrections to minutes.
- Motion to Accept May Minutes – Jeff Steiner; Seconded-David Nelson; Approved

### Consent Agenda

- Documents
  - Membership/Registration Coordinator Report
  - Executive Secretary
  - Officials Report
  - Financial Reports
  - Ad Hoc Champ Meet Committee
- Motion to Accept Consent Agenda Items –Aidan Cho; Seconded;-Jeff Steiner; Approved

### Old Business

- LEAP update
  - Documents were included with the meet documents
  - Assignments for items needed
  - Group for a Zoom meeting
    - Aidan, Betsy, Stefanie, Betty and anyone else who wishes to join – invite for Zoom meeting will be sent to entire BOD
- SC Champs 2025
  - Documents of proposed event schedule
  - Jimmy proposed adding mixed free relay to session 2

## **New Business**

- USA Swimming Annual Business Meeting
  - Discussion of attendees – Voting – 1 non-athlete; 3 coaches
  - General Chair, Registration, Officials, DEI, Athletes focus groups
  - Possible attendees – Stefanie, Betty (part of job description), Leslie, Jimmy, Dan, Dave, Sam
  - Athletes needed
  - Betty will reserve 4-5 rooms

## **Announcements and Information -**

- Meeting dates:  
Next BOD Meeting – TBD

## **Adjournment**

- Motion to adjourn 9:05 p.m.– Jeff Steiner; Seconded – Dave Nelson; Passed.
- Submitted by: Betty Kooy, Secretary



BOD Report  
Executive Secretary  
September 17, 2024

- **Sanctions/Meet Schedules–**
  - MW 2024-2025 Short Course** – The tentative schedule of requests for the 2024-2025 Short Course season is posted. September and October meets have been sanctioned and posted. November and December meets are in the hands of the sanction committee. As clubs register for 2025, documents are filed, and sanction committee approves, January – March meets will be posted.
  - MW 2025 Summer Meets** – A request for bids for Summer 2025 and Short Course 2025-2026 was sent to ALL MW clubs. Weekend dates for the year along with holidays and meets already requested were included in the email. Those requests were due June 1, 2024. We have most of the summer requests and some of the 2025-2026 short course requests. The received requests will be sent to the sanction committee.
  - MW Ad Hoc Meet Committee** – This committee met and put together tentative meet formats for the 13 & Over and 12 & Under Championship meets for 2024-2025, both short course and long course. The 12 & Under meet will be a three-session meet and include 8 & U athletes to be held February 22 and 23, 2025. The 13 & O meet will be March 7-9, 2024 – 2 ½ days, TF on Friday evening, P/F on Saturday and Sunday. We have bids for both meets. The committee is recommending some changes to time standards and fees for these meets.
- **Zone Meet** – The MW Zone team consisted of 43 athletes and 4 coaches. Meet was held in West Fargo ND. Midwestern placed 5<sup>th</sup> with 1333 points. Anthony Miles, Ryan Korthals, Megan Ziemann, and Paige Skidmore served as coaches. Betsy Purcell of MW was meet referee.
- **Athlete Reimbursement and Outreach Reimbursement** – Tracking for annual reimbursements begins with September 1. To date MW has sent \$10,100 for Winter Juniors, Westmont TYR Pro, Summer Nationals, Futures, and Columbia Sectionals. (Last date for filing for Long Course is September 30.) \$646.88 has been sent for Outreach reimbursement. GoogleForms for both Athlete Reimbursement and Outreach Reimbursement have been posted and distributed to clubs.
- **MW LEAP** – The 2024 LSC Evaluation and Achievement Program requirement for MW is due September 30. We have the template for completion and an outline of the items that need to be addressed. A tentative document is mostly completed with the narrative for a few items still to be completed.
- **USA Swimming ABM and Workshops** – Midwestern will send several members to the meetings in Denver Sept 26-29. Workshops include those for General Chairs, Coaches, Officials Chair, Registration, DEI. MW is allowed one non-coach non-athlete vote along with three coach votes. Betty will have a Central Zone vote.
- **High School Swimming** – Iowa girls are now in their HS season. MW will acknowledge times for any MW swimmers in the IA observed meets. Nebraska's HS season will start November 18. High School meets that are scheduled to be observed are the Conference meets and the State meet. Invitationals wanting observation will be required to file a request with the MW office and MW Times chair. A minimum of two (2) USA certified observers must be present and officiating in the appropriate observation positions in order for the times from the HS meets to be used.



To: MWS Board of Directors

From: Leslie Mayo, Membership/Registration Coordinator

Date: September 15, 2024

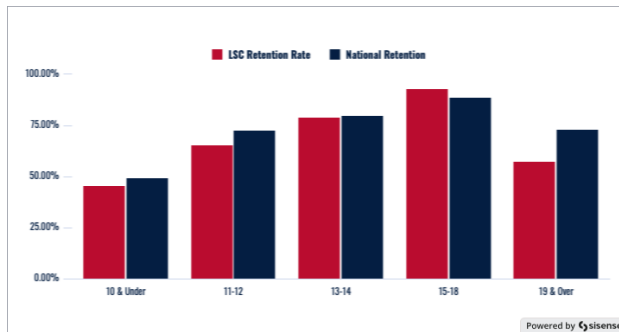
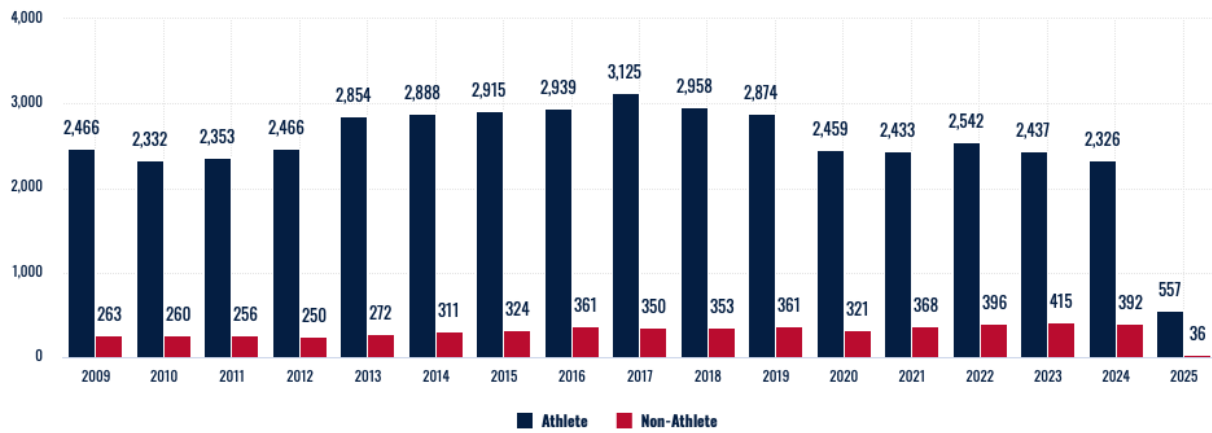
	2019 Membership	2020 Membership	2021 Membership	2022 Membership		2023 Membership September 1, 2022 – June 30, 2023	2024 Membership September 1, 2022 – June 30, 2023	Increase / Decrease
Member Clubs/ Organizations	33	31	31	30		30	31	+ 1
Premium Athletes - Renew	1,932	1,811	1,623	1,668		1,558	1549	- 9
Premium Athletes - New	581	468	404	606		483	364	-119
Flex Athletes - Renew	55	71	84	68		90	91	+ 1
Flex Athletes - New	109	52	83	103		204	165	-39
Flex Athletes - Upgrade	7	12	32	32		49	43	-6
Outreach Athletes - Renew	49	41	35	21		21	31	+ 10
Outreach Athletes - New	15	15	5	15		16	15	-1
Seasonal Athletes - Renew	89	1	69	70		51	33	- 18
Seasonal Athletes - New	47	2	42	29		38	48	+ 10
Athletes - Total	2,884	2,473	2,377	2,612		2,510	2,339	-171
NATH Members	383	340	350	431		463	416	-47
Total Members	3,267	2,813	2,727	3,043		2,973	2,786	- 187

*Numbers are based upon OMR registration transactions details provided by USA Swimming*

Member Type by Age Group

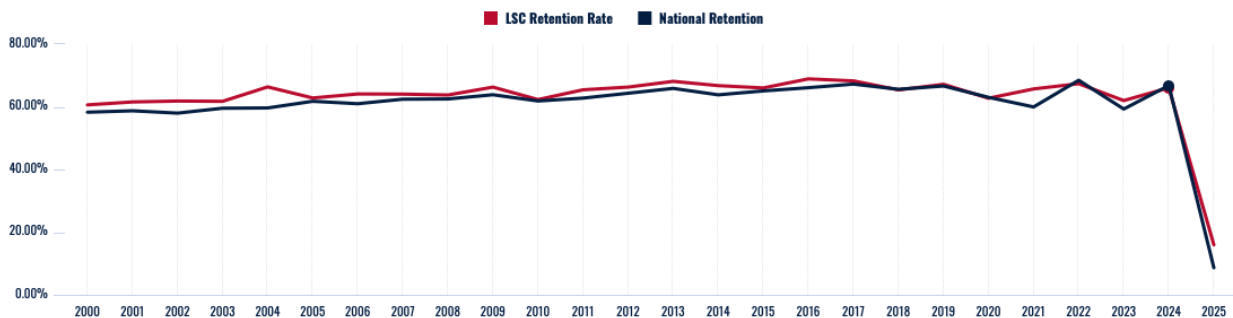
Categor...	Deteail	Members						Grand Total
		10 & Under	11-12	13-14	15-18	19 & Over	Not Applicable...	
Athlete	Flex Athlete	121	85	15				221
	Outreach Athlete	13	6	8	15	2		44
	Premium Athlete	333	426	474	645	115		1,993
	Seasonal Athlete	26	16	15	15	4		76
<b>Athlete Total</b>		493	533	512	675	121		2,334
Non-Athlete	Administrato...					53		53
	Coach				5	203		208
	Junior Coach				5			5
	Official					114		114
	Other					46	1	47
	Provisional Coach					1		1
<b>Non-Athlete Total</b>					10	417	1	428
<b>Grand Total</b>		493	533	512	685	538	1	2,762

Membership Over Time



Retention Rate by Age Group		
Age Group	SC Retention Rate	National Retention
10 & Under	45.61%	49.44%
11-12	65.79%	72.89%
13-14	79.39%	79.88%
15-18	93.01%	89.19%
19 & Over	57.69%	73.13%

LSC Retention Rate vs National Average by Season





**DATE:** 08/09/2024

**TIME:** 08:00 p.m.

**LOCATION** Zoom Meeting

#### Call to Order

- Midwestern Championship Meet Schedules – Ad Hoc Committee
- Meeting Purpose
  - Complete Meet format for 12 & U and 13 & O short and long course championships for 2025
- Committee Present: Betsy Purcell, David Nelson, Erica Storms, Addisyn Storms, Jimmy Parmenter, Jay Thiltgen, Patrick Rowan, Betty Kooy (ex officio); Absent: Paige Skidmore, Sam Bach

#### Discussion Items

- Short Course 12 & Under for 2025 – Scheduled for February 22-23, 2025
  - Have bid for 12 & Under
  - Time Std recommendation for 2025
    - 8 & U NTS; 9-10 and 11-12 NAG B minimum (with distance exceptions)
  - Discussion of fees
    - No spectator fee
    - Recommending \$8.00 for individual events; \$8.00 for relay events
    - \$15.00 facility fee (\$5.00 per session of meet)
  - Addition of 12 & U Mixed relays
- Short Course 13 & Over for 2025 – Scheduled for March 7-9, 2025
  - Have prospective bid for 13 & O
  - Time Std recommendation for 2025
    - 13 & O NAG BB minimum (with distance exceptions)
  - Discussion of fees
    - No spectator fee
    - Recommending \$10.00 for individual events; \$10.00 for relay events
    - \$25.00 facility fee (\$5.00 per session of meet)
- Long Course Meets
  - Recommendation to follow same format for Long Course with dates of July 18-20 for 13 & O and July 26-27 for 12 & U
    - 8 & U will have less events (no 25s or 100 IM)
    - Will need bids for Long Course
- Championship qualifications and pricing
  - Will recommend changes for MW Policies and Procedures to be more flexible on costs and qualification stds

#### Action Items

- Betty will make the appropriate changes to the documents. When 2025-2028 NAG Times are published they will be put in the event documents.

#### Adjournment

- 9:30 p.m.
- Submitted by: Betty Kooy, Executive Secretary

## PROPOSED 2025 12 & UNDER SHORT COURSE EVENTS

8 & Under NTS; 9-10, 11-12 NAG B minimum (updated to 2025-2028 NAG stds)

Maximum 3 events per session; 6 individual events total for the meet; Maximum 2 relays per session (1 mixed, 1 gendered, 2 gendered 12 & U on Saturday afternoon)

Maximum: 2 relays per team per event

One (1) qual time –two (2) bonus events; two qual times – one (1) bonus event; NO bonus for 200s and over

Min qual times for LCM and SCM will be in the event file

Individual awards: 1-8 medals, 9-16 ribbons; Relay awards: 1-3 medals; 4-8 ribbons

Individual High Points: Top 3 – 8 & U, 9-10, 11-12; Team all ages – Top 3

Events swum SLOWEST to FASTEST; Breaks will be scheduled as needed

\$8.00/individual event; \$8.00/relays; \$15.00 facility fee; NO spectator fee

### Event Schedule

#### Session 1

SATURDAY, FEBRUARY 22, 2025

SPLIT WARM-UP: 7:15 AM; 7:50 AM

MEET STARTS: 8:30 AM

GIRLS	MIN QUAL TIME	AGE	DISTANCE	EVENT	MIN QUAL TIME	BOYS
1	NTS	12 & U	200	MIXED Free Relay	NTS	
3	NTS	8 & U	100	Freestyle	NTS	4
5	3:22.79	9-10	200	Freestyle	3:09.49	6
7	2:42.59	11-12	200	Freestyle	2:35.99	8
9	NTS	8 & U	50	Breaststroke	NTS	10
11	2:00.29	9-10	100	Breaststroke	1:54.09	12
13	1:36.49	11-12	100	Breaststroke	1:32.59	14
15	NTS	8 & U	25	Butterfly	NTS	16
17	48.39	9-10	50	Butterfly	46.49	18
19	36.89	11-12	50	Butterfly	37.09	20
21	6:03.69	11-12	400	Ind Medley	5:50.09	22
23	NTS	8 & U	50	Backstroke	NTS	24
25	1:45.79	9-10	100	Backstroke	1:40.69	26
27	1:26.59	11-12	100	Backstroke	1:22.19	28
29	3:03.39	11-12	200	Butterfly	2:56.59	30
31	NTS	10 & U	200	Medley Relay	NTS	32
33	NTS	12 & U	200	Medley Relay	NTS	34

### Event Schedule

#### Session 2

SATURDAY, FEBRUARY 22, 2025

SPLIT WARM-UP: 3:30pm; 4:05pm;

MEET STARTS: 4:45 PM

GIRLS	MIN QUAL TIME	AGE	DISTANCE	EVENT	MIN QUAL TIME	BOYS
35	6:45.69	11-12	500	Freestyle	6:29.99	36
37	NTS	8 & U	100	Individual Medley	NTS	38
39	1:44.29	9-10	100	Individual Medley	1:39.69	40
41	1:25.19	11-12	100	Individual Medley	1:21.89	42
43	NTS	8 & U	25	Backstroke	NTS	44
45	48.59	9-10	50	Backstroke	48.29	46
47	38.79	11-12	50	Backstroke	38.49	48
49	NTS	12 & U	400	Medley Relay	NTS	50
51	NTS	8 & U	25	Freestyle	NTS	52
53	39.79	9-10	50	Freestyle	38.19	54
55	33.99	11-12	50	Freestyle	32.79	56
57	3:25.69	11-12	200	Breaststroke	3:16.39	58
59	NTS	12 & U	400	Free Relay	NTS	60



## **Event Schedule Session 3**

**SUNDAY, FEBRUARY 23, 2025**

**SPLIT WARM-UP: 7:15am; 7:50am**

**MEET STARTS: 8:30 AM**

<b>GIRLS</b>	<b>MIN QUAL TIME</b>	<b>AGE</b>	<b>DISTANCE</b>	<b>EVENT</b>	<b>MIN QUAL TIME</b>	<b>BOYS</b>
61	NTS	12 & U	200	MIXED Med Relay	NTS	62
63	3:42.09	9-10	200	Individual Medley	3:38.59	64
65	3:03.89	11-12	200	Individual Medley	2:59.29	66
67	NTS	8 & U	50	Freestyle	NTS	68
69	1:30.79	9-10	100	Freestyle	1:27.99	70
71	1:14.69	11-12	100	Freestyle	1:11.49	72
73	NTS	8 & U	25	Breaststroke	NTS	74
75	54.59	9-10	50	Breaststroke	53.39	76
77	43.99	11-12	50	Breaststroke	43.49	78
79	NTS	8 & U	50	Butterfly	NTS	80
81	1:56.69	9-10	100	Butterfly	1:53.49	82
83	1:25.79	11-12	100	Butterfly	1:22.89	84
85	2:59.49	11-12	200	Backstroke	2:52.89	86
87	NTS	10 & U	200	Free Relay	NTS	88
89	NTS	12 & U	200	Free Relay	NTS	90

## PROPOSED 2025 13 & OVER SHORT COURSE EVENTS

**Max 3 events per day, 6 total for the meet. Friday Timed Finals with 50 Free P/F; Saturday and Sunday Prelim/Finals  
Maximum 2 relays per team per event; Max 1 relay per session (2 on Saturday morning)  
Min qual times NAG BB; exceptions 400 IM, 500, 1000, 1650 Free; updated to the 2025-2028 NAG times  
Min qual times for LCM and SCM will be in the event file  
11-12 may swim the Open 1000 and 1650 using 11-12 Qual times  
Breaks may be taken as needed  
Individual Awards: Medals 1-8; Relay Awards: Medals 1-3  
Individual High Points: Top 3 – 13-14, Open; Team all events – Top 3  
Friday events swum FASTEST to SLOWEST  
Prelim/Final events will follow P/F seeding  
\$10.00/individual event; \$10.00/relays; \$25.00 facility fee; NO spectator fee**

### Event Schedule Friday Session 1

March 7, 2025		Warm-up: 4:30 P.M.			Meet Starts: 5:30 P.M.	
Girls	Min Qual Time	AGE	Distance	Stroke	Min Qual Time	Boys
1P	30.19	13 – 14	50 y	Freestyle*	27.69	2P
3P	29.49	Open	50 y	Freestyle*	26.29	4P
BREAK						
5	5:39.69	13 – 14	400 y	Ind Medley	5:13.59	6
7	5:29.69	Open	400 y	Ind Medley	4:59.19	8
BREAK						
9	NTS	13-14	400 y	Medley Relay	NTS	10
11	NTS	Open	400 y	Medley Relay	NTS	12
BREAK						
1F	2 heats	13 – 14	50 y	Freestyle*	2 heats	2F
3F	2 heats	Open	50 y	Freestyle*	2 heats	4F
BREAK						
13	6:22.79	13 – 14	500 y	Freestyle	5:58.19	14
15	6:12.39	Open	500 y	Freestyle	5:42.09	16

--Friday Evening Positive Check-in for ALL Events

--\*50 Free will be a PRELIM/FINAL Event with the Finals swum AFTER the 400 Medley Relays

-- All other Events Timed Finals --with events swum FASTEST to SLOWEST.

--500 Freestyle will be swum alternating girls and boys; POSITIVE CHECK-IN REQUIRED.

--Swimmers for the 500 freestyle events must provide two timers and a counter for their own heat/lane.

## Event Schedule Saturday Session 2 & Session 3

March 8, 2025

Girls	Min Qual Time	Prelims: Warm-up/Split		8:00/8:35 A.M.	Meet Starts: 9:15 A.M.	
		Finals: Warm-up	4:00 P.M.	Meet Starts: 4:45 P.M.		
		AGE	Distance	Stroke	Min Qual Time	Boys
17	NTS	13-14	200 y	Mixed Medley Relay		
18	NTS	Open	200 y	Mixed Medley Relay		
19	2:57.39	13-14	200 y	Breaststroke	2:42.39	20
21	2:52.69	Open	200 y	Breaststroke	2:35.19	22
23	NTS	13 – 14	100 y	Ind Medley	NTS	24
25	NTS	Open	100 y	Ind Medley	NTS	26
27	1:11.39	13 – 14	100 y	Backstroke	1:06.19	28
29	1:09.39	Open	100 y	Backstroke	1:02.69	30
31	2:22.69	13 – 14	200 y	Freestyle	2:12.29	32
33	2:18.39	Open	200 y	Freestyle	2:06.29	34
35	1:11.29	13 – 14	100 y	Butterfly	1:05.49	36
37	1:09.09	Open	100 y	Butterfly	1:02.39	38
39	NTS	13 – 14	50 y	Breaststroke	NTS	40
41	NTS	Open	50 y	Breaststroke	NTS	42
43	NTS	13-14	400 y	Free Relay	NTS	44
45	NTS	Open	400 y	Free Relay	NTS	46
BREAK						
47	13:58.19	11-12	1000 y	Freestyle*	13:40.39	48
47	12:39.49	13 – 14	1000 y	Freestyle*	11:51.99	48
47	12:23.49	15 & O	1000 y	Freestyle*	11:29.59	48
49	NTS	13-14	200 y	Medley Relay PM	NTS	50
51	NTS	Senior	200 y	Medley Relay PM	NTS	52

**\* Timed Final: 1000 free will be swum fastest to slowest, All ages combined; alternating girls and boys, POSITIVE CHECK-IN REQUIRED, all heats in A.M.**

--Swimmers for the 1000 freestyle events must provide two timers and a counter for their own heat/lane.

**Time Trials: Time trials MAY be held immediately following the A.M. sessions for events offered in the meet if permitted by the time line. Fee for each trial will be \$20.00. The number of time trial events will be limited to two per swimmer for the entire meet and must not exceed the maximum allowable events per day (Swimmers not entered in the meet will pay the \$6.50 MW Splash Fee plus facility fee AND the \$20.00 trial fee.)**

## Event Schedule Sunday Session 4 & Session 5

March 9, 2025

Prelims: Warm-up/Split

8:00 A.M.

Meet Starts: 9:15 A.M.

Finals: Warm-up

4:00 P.M.

Meet Starts: 4:45 P.M.

Girls	Minimum	Age	Distance Stroke	Minimum	Boys
53	NTS	13-14	200 y Mixed Free Relay		
54	NTS	Open	200 y Mixed Free Relay		
55	2:39.49	13 – 14	200 y Ind Medley	2:26.69	56
57	2:34.29	Open	200 y Ind Medley	2:20.19	58
59	NTS	13 – 14	50 y Butterfly	NTS	60
61	NTS	Open	50 y Butterfly	NTS	62
63	1:22.29	13 – 14	100 y Breaststroke	1:14.79	64
65	1:19.79	Open	100 y Breaststroke	1:11.39	66
67	2:34.49	13-14	200 y Backstroke	2:23.69	68
69	2:30.59	Open	200 y Backstroke	2:17.09	70
71	1:05.89	13 – 14	100 y Freestyle	1:00.29	72
73	1:03.79	Open	100 y Freestyle	57.59	74
75	2:38.99	13-14	200 y Butterfly	2:25.59	76
77	2:33.99	Open	200 y Butterfly	2:19.49	78
79	NTS	13-14	50 y Backstroke	NTS	80
81	NTS	Open	50 y Backstroke	NTS	82
			BREAK		
83	23:19.69	11 - 12	1650 y Freestyle***	22:42.89	84
83	21:14.59	13 – 14	1650 y Freestyle***	19:58.09	84
83	20:46.49	15 & O	1650 y Freestyle***	19:08.69	84
85		13-14	200 y Free Relay PM		86
85		Open	200 y Free Relay PM		86

### \*\*\* Timed Finals

\*\*\* 1650 freestyle will be swum fastest to slowest, alternating girls and boys, POSITIVE CHECK-IN REQUIRED; All ages combined; alternating girls and boys, all heats in A.M.

--Swimmers for the 1650 freestyle events must provide two timers and a counter for their own heat/lane.

**Time Trials: Time trials MAY be held immediately following the A.M. sessions for events offered in the meet if permitted by the time line. Fee for each trial will be \$20.00. The number of time trial events will be limited to two per swimmer for the entire meet and must not exceed the maximum allowable events per day (Swimmers not entered in the meet will pay the \$6.50 MW Splash Fee plus facility fee AND the \$20.00 trial fee.)**

## PROPOSED 2025 12 & UNDER LONG COURSE EVENTS

8 & Under NTS; 9-10, 11-12 NAG B minimum (updated to 2025-2028 NAG stds)

Maximum 3 events per session; 6 individual events total for the meet; Maximum 2 relays per session (1 mixed, 1 gendered, 2 gendered 12 & U on Saturday afternoon)

Maximum: 2 relays per team per event

One (1) qual time –two (2) bonus events; two qual times – one (1) bonus event; NO bonus for 200s and over

Min qual times for SCY and SCM will be in the event file

Individual awards: 1-8 medals, 9-16 ribbons; Relay awards: 1-3 medals; 4-8 ribbons

Individual High Points: Top 3 – 8 & U, 9-10, 11-12; Team all ages – Top 3

Events swum SLOWEST to FASTEST; Breaks will be scheduled as needed

\$8.00/individual event; \$8.00/relay event; \$15.00 facility fee; NO spectator fee

### Event Schedule

#### Session 1

SATURDAY, JULY 26, 2025

SPLIT WARM-UP: 7:15 AM; 7:50 AM

MEET STARTS: 8:30 AM

GIRLS	MIN QUAL TIME	AGE	DISTANCE	EVENT	MIN QUAL TIME	BOYS
1	NTS	12 & U	200 m	MIXED Free Relay		
3	NTS	8 & U	100 m	Freestyle	NTS	4
5	3:50.99	9-10	200 m	Freestyle	3:36.69	6
7	3:06.39	11-12	200 m	Freestyle	2:59.19	8
9	2:19.39	9-10	100 m	Breaststroke	2:12.89	10
11	1:50.39	11-12	100 m	Breaststroke	1:47.79	12
13	54.49	9-10	50 m	Butterfly	52.29	14
15	41.79	11-12	50 m	Butterfly	41.99	16
17	7:28.89	11-12	400 m	Ind Medley	7:17.89	18
19	NTS	8 & U	50 m	Backstroke	NTS	20
21	2:01.59	9-10	100 m	Backstroke	1:56.69	22
23	1:40.59	11-12	100 m	Backstroke	1:37.19	24
25	3:31.09	11-12	200 m	Butterfly	3:24.79	26
27	NTS	10 & U	200 m	Medley Relay	NTS	28
29	NTS	12 & U	200 m	Medley Relay	NTS	30

### Event Schedule

#### Session 2

SATURDAY, JULY 26, 2025

SPLIT WARM-UP: 3:30pm; 4:05pm;

MEET STARTS: 4:45 PM

GIRLS	MIN QUAL TIME	AGE	DISTANCE	EVENT	MIN QUAL TIME	BOYS
31	6:32.89	11-12	400 m	Freestyle	6:21.09	32
33	NTS	8 & U	50 m	Butterfly	NTS	34
35	55.79	9-10	50 m	Backstroke	55.39	36
37	44.79	11-12	50 m	Backstroke	44.49	38
39	NTS	12 & U	400 m	Medley Relay	NTS	40
41	NTS	8 & U	50 m	Freestyle	NTS	42
43	45.29	9-10	50 m	Freestyle	37.39	44
45	38.49	11-12	50 m	Freestyle	37.39	46
47	3:56.79	11-12	200 m	Breaststroke	3:47.89	48
49	NTS	12 & U	400 m	Free Relay	NTS	50

## Event Schedule Session 3

**SUNDAY, JULY 27, 2025**

**SPLIT WARM-UP: 7:15am; 7:50am**

**MEET STARTS: 8:30 AM**

<b>GIRLS</b>	<b>MIN QUAL TIME</b>	<b>AGE</b>	<b>DISTANCE</b>	<b>EVENT</b>	<b>MIN QUAL TIME</b>	<b>BOYS</b>
51	NTS	12 & U	200 m	MIXED Free Relay		
53	NTS	8 & U	200 m	Individual Medley	NTS	54
55	4:15.69	9-10	200 m	Individual Medley	4:09.49	56
57	3:30.59	11-12	200 m	Individual Medley	3:24.39	58
59	1:44.09	9-10	100 m	Freestyle	1:40.99	60
61	1:25.59	11-12	100 m	Freestyle	1:22.09	62
63	NTS	8 & U	50 m	Breaststroke	NTS	64
65	1:02.19	9-10	50 m	Breaststroke	1:00.89	66
67	49.79	11-12	50 m	Breaststroke	49.79	68
69	2:12.79	9-10	100 m	Butterfly	2:09.49	70
61	1:38.29	11-12	100 m	Butterfly	1:35.09	72
73	3:28.09	11-12	200 m	Backstroke	3:22.99	74
75	NTS	10 & U	200 m	Free Relay	NTS	76
77	NTS	12 & U	200 m	Free Relay	NTS	78

## PROPOSED 2025 13 & OVER LONG COURSE EVENTS

Max 3 events per day, 6 total for the meet. Friday Timed Finals with 50 Free P/F; Saturday and Sunday Prelim/Finals  
Maximum 2 relays per team per event; Max 1 relay per session

Min qual times NAG BB; exceptions 400 IM, 400, 800, 1500 Free; (times updated based on 2025-2028 NAG)

Min qual times for SCY and SCM will be in the event file

11-12 may swim the Open 800 and 1500 using 11-12 Qual times

Breaks may be taken as needed

Individual awards: Medals 1-8; Relay awards: Medals 1-3

Individual High Points: Top 3 – 13-14, Open; Team all events – Top 3

Friday events swum FASTEST to SLOWEST

Prelim/Final events will follow P/F seeding

\$10.00/individual event; \$10.00/relays; \$25.00 facility fee; NO spectator fee

### Event Schedule Friday Session 1

July 18 2025

Warm-up: 4:30 P.M.

Meet Starts: 5:30 P.M.

Girls	Min Qual Time	AGE	Distance Stroke	Min Qual Time	Boys
1P	34.59	13 – 14	50 m Freestyle*	31.79	2P
3P	33.49	Open	50 m Freestyle*	30.59	4P
			BREAK		
5	6:28.19	13 – 14	400 m Ind Medley	6:02.79	6
7	6:15.79	Open	400 m Ind Medley	5:47.99	8
			BREAK		
9	NTS	13-14	400 m Mixed Medley Relay		
10	NTS	Open	400 m Mixed Medley Relay		
			BREAK		
1F	2 heats	13 – 14	50 m Freestyle*	2 heats	2F
3F	2 heats	Open	50 m Freestyle*	2 heats	4F
			BREAK		
11	5:28.49	13 – 14	400 m Freestyle	5:10.49	12
13	5:16.79	Open	400 m Freestyle	4:58.39	14

--Friday Evening Positive Check-in for ALL Events

--\*50 Free will be a PRELIM/FINAL Event with the Finals swum AFTER the 400 Medley Relay

-- All other Events Timed Finals --with events swum FASTEST to SLOWEST.

--400 Freestyle will be swum alternating girls and boys; POSITIVE CHECK-IN REQUIRED.

--Swimmers for the 500 freestyle events must provide two timers and a counter for their own heat/lane.

## Event Schedule Saturday Session 2 & Session 3

July 19, 2025

		Prelims: Warm-up/Split	8:00/8:35 A.M.	Meet Starts: 9:15 A.M.		
		Finals: Warm-up	4:00 P.M.	Meet Starts: 4:45 P.M.		
Girls	Min Qual Time	AGE	Distance Stroke	Min Qual Time	Boys	
15	3:24.59	13-14	200m Breaststroke	3:08.29	16	
17	3:17.29	Open	200m Breaststroke	3:00.59	18	
19	1:23.29	13 – 14	100 m Backstroke	1:17.69	20	
21	1:20.69	Open	100 m Backstroke	1:13.69	22	
23	2:42.79	13 – 14	200 m Freestyle	2:32.29	24	
25	2:37.09	Open	200 m Freestyle	2:25.39	26	
27	1:20.99	13 – 14	100 m Butterfly	1:14.59	28	
29	1:18.29	Open	100 m Butterfly	1:11.29	39	
31	NTS	13 – 14	50m Breaststroke	NTS	32	
33	NTS	Open	50m Breaststroke	NTS	34	
35	NTS	13-14	400m Mixed Free Relay			
36	NTS	Open	400m Mixed Free Relay			
BREAK						
37	12:42.89	11-12	800 m Freestyle*	12:22.99	38	
37	11:25.59	13 – 14	800 m Freestyle*	10:43.69	38	
37	10:58.49	15 & O	800 m Freestyle*	10:20.39	38	
39	NTS	13-14	400 m Medley Relay PM	NTS	40	
41	NTS	Senior	400 m Medley Relay PM	NTS	42	

**\* Timed Final: 800 free will be swum fastest to slowest, All ages combined; alternating girls and boys, POSITIVE CHECK-IN REQUIRED, all heats in A.M.**

--Swimmers for the 1000 freestyle events must provide two timers and a counter for their own heat/lane.

**Time Trials: Time trials MAY be held immediately following the A.M. sessions for events offered in the meet if permitted by the time line. Fee for each trial will be \$13.00. The number of time trial events will be limited to two per swimmer for the entire meet and must not exceed the maximum allowable events per day (Swimmers not entered in the meet will pay the \$6.50 MW Splash Fee plus facility fee AND the \$13.00 trial fee.)**



## Event Schedule Sunday Session 4 & Session 5

July 20 2025

Prelims: Warm-up/Split

8:00 A.M.

Meet Starts: 9:15 A.M.

Finals: Warm-up

4:00 P.M.

Meet Starts: 4:45 P.M.

Girls	Minimum	Age	Distance Stroke	Minimum	Boys
43	3:03.09	13 – 14	200 m Ind Medley	2:49.79	44
45	2:57.49	Open	200 m Ind Medley	2:43.59	46
47	NTS	13 – 14	50 m Butterfly	NTS	48
49	NTS	Open	50 m Butterfly	NTS	50
51	1:34.99	13 – 14	100 m Breaststroke	1:27.09	52
53	1:32.59	Open	100 m Breaststroke	1:23.09	54
55	2:59.49	13-14	200 m Backstroke	2:48 .79	56
57	2:53.39	Open	200 m Backstroke	2:39.99	58
59	1:15.39	13 – 14	100 m Freestyle	1:09.79	60
61	1:12.79	Open	100 m Freestyle	1:06.69	62
63	3:01.69	13-14	200 m Butterfly	2:46.79	64
65	2:54.39	Open	200 m Butterfly	2:3 9.49	66
67	NTS	13-14	50 m Backstroke	NTS	68
69	NTS	Open	50 m Backstroke	NTS	70
BREAK					
71	24:14.99	11 - 12	1500 m Freestyle***	24:00.99	72
71	21:50.59	13 – 14	1500 m Freestyle***	20:35.79	72
71	21:01.49	15 & O	1500 m Freestyle***	19:43.39	72
73	NTS	13-14	400 m Free Relay PM	NTS	74
75	NTS	Open	400 m Free Relay PM	NTS	76

### \*\*\* Timed Finals

\*\*\* 1500 freestyle will be swum fastest to slowest, alternating girls and boys, POSITIVE CHECK-IN REQUIRED; All ages combined; all heats in A.M.

--Swimmers for the 1500 freestyle events must provide two timers and a counter for their own heat/lane.

**Time Trials: Time trials MAY be held immediately following the A.M. sessions for events offered in the meet if permitted by the time line. Fee for each trial will be \$13.00. The number of time trial events will be limited to two per swimmer for the entire meet and must not exceed the maximum allowable events per day (Swimmers not entered in the meet will pay the \$6.50 MW Splash Fee plus facility fee AND the \$13.00 trial fee.)**

# Midwestern Swimming, Inc.

## Balance Sheet

As of September 15, 2024

	TOTAL
<b>ASSETS</b>	
Current Assets	
Bank Accounts	
102 Wells Fargo	102,697.67
122 Savings Wells Fargo	65,225.21
124 CD FNBO	118,456.40
129 PayPal Account	0.00
Bill.com Money Out Clearing	0.00
<b>Total Bank Accounts</b>	<b>\$286,379.28</b>
Accounts Receivable	
1200 Accounts Receivable	0.00
<b>Total Accounts Receivable</b>	<b>\$0.00</b>
Other Current Assets	
119 close out of investments	0.00
410 Kirkpatrick Pettis	0.00
412 American Express	0.00
414 Dain Rauscher	0.00
Payroll Refunds	0.00
<b>Total Other Current Assets</b>	<b>\$0.00</b>
<b>Total Current Assets</b>	<b>\$286,379.28</b>
Fixed Assets	
181 Depreciation	0.00
<b>Total Fixed Assets</b>	<b>\$0.00</b>
<b>TOTAL ASSETS</b>	<b>\$286,379.28</b>
<b>LIABILITIES AND EQUITY</b>	
Liabilities	
Current Liabilities	
Accounts Payable	
2000 Accounts Payable	0.00
<b>Total Accounts Payable</b>	<b>\$0.00</b>
Credit Cards	
204 Credit Card - Kooy, Betty	0.00
209 Credit Card - Scot Sorensen	0.00

# Midwestern Swimming, Inc.

## Balance Sheet

As of September 15, 2024

	TOTAL
<b>Total Credit Cards</b>	<b>\$0.00</b>
Other Current Liabilities	
2001 Acct Pay	0.00
201 Prepaid USS Registrations	0.00
2100 Payroll Liabilities	0.00
211 Accrued PR Taxes	1,815.75
301 Payroll Tax	0.00
Direct Deposit Payable	0.00
<b>Total Other Current Liabilities</b>	<b>\$1,815.75</b>
<b>Total Current Liabilities</b>	<b>\$1,815.75</b>
<b>Total Liabilities</b>	<b>\$1,815.75</b>
Equity	
3000 Opening Bal Equity	0.00
3900 Retained Earnings	287,137.34
Net Income	-2,573.81
<b>Total Equity</b>	<b>\$284,563.53</b>
<b>TOTAL LIABILITIES AND EQUITY</b>	<b>\$286,379.28</b>

# Midwestern Swimming, Inc.

## Budget vs. Actuals: Budget\_FY24\_P&L - FY24 P&L

January 1 - September 15, 2024

	TOTAL			
	ACTUAL	BUDGET	OVER BUDGET	% OF BUDGET
<b>Income</b>				
415 Donations		0.00	0.00	
420 Interest Income	7.75	25.00	-17.25	31.00 %
421 All Star Meet	8,556.55	7,920.00	636.55	108.04 %
423 Zone Meet	5,246.86	5,625.00	-378.14	93.28 %
425 Officials Income	510.00		510.00	
431 MWS LSC Long Course	29,400.00	32,000.00	-2,600.00	91.88 %
432 MWS LSC Short Course	39,780.00	42,000.00	-2,220.00	94.71 %
441 MWS Sanction Fee	2,977.00	3,000.00	-23.00	99.23 %
442 MWS Splash Fee	30,683.00	80,000.00	-49,317.00	38.35 %
442.1 Splash Fee - SC Championships	4,589.00		4,589.00	
442.3 Splash Fee - Squad/Dual/Single Session	3,978.00		3,978.00	
<b>Total 442 MWS Splash Fee</b>	<b>39,250.00</b>	<b>80,000.00</b>	<b>-40,750.00</b>	<b>49.06 %</b>
443 MWS Fines	225.00		225.00	
451 USS Athlete Membership		22,080.00	-22,080.00	
451.1 Athlete-Premium	7,920.00		7,920.00	
451.2 Athlete-Seasonal	360.00		360.00	
451.3 Athlete-Flex	777.60		777.60	
451.31 Athlete- Upgrade	316.80		316.80	
451.4 Athlete-Transfer	1,360.00		1,360.00	
451.5 Athlete-Outreach	95.00		95.00	
451.6 LateRegFee	50.00		50.00	
<b>Total 451 USS Athlete Membership</b>	<b>10,879.40</b>	<b>22,080.00</b>	<b>-11,200.60</b>	<b>49.27 %</b>
452 USS Nonathlete Members		3,360.00	-3,360.00	
452.1 Non-Athlete Coach	1,171.20		1,171.20	
452.2 Non-Athlete Official	369.60		369.60	
452.3 Non-Athlete Adminstrator	96.00		96.00	
452.4 Other	155.52		155.52	
<b>Total 452 USS Nonathlete Members</b>	<b>1,792.32</b>	<b>3,360.00</b>	<b>-1,567.68</b>	<b>53.34 %</b>
453 USS Club Memberships	2,700.00	5,040.00	-2,340.00	53.57 %
489 LSC Awards Banquet Income		2,500.00	-2,500.00	
490 Coaches Clinic Income		2,500.00	-2,500.00	
495 Miscellaneous Income	160.80		160.80	
<b>Total Income</b>	<b>\$141,485.68</b>	<b>\$206,050.00</b>	<b>\$ -64,564.32</b>	<b>68.67 %</b>
<b>GROSS PROFIT</b>	<b>\$141,485.68</b>	<b>\$206,050.00</b>	<b>\$ -64,564.32</b>	<b>68.67 %</b>
<b>Expenses</b>				
521 All Star Meet Exp	15,252.44	16,000.00	-747.56	95.33 %
523 Zone Meet Exp	6,893.42	15,000.00	-8,106.58	45.96 %
523.1 Zone Open Water		2,000.00	-2,000.00	
<b>Total 523 Zone Meet Exp</b>	<b>6,893.42</b>	<b>17,000.00</b>	<b>-10,106.58</b>	<b>40.55 %</b>
524 Other Age Group Expense				
524.1 MWS Swimposium		3,000.00	-3,000.00	

# Midwestern Swimming, Inc.

## Budget vs. Actuals: Budget\_FY24\_P&L - FY24 P&L

January 1 - September 15, 2024

	TOTAL			
	ACTUAL	BUDGET	OVER BUDGET	% OF BUDGET
<b>Total 524 Other Age Group Expense</b>		<b>3,000.00</b>	<b>-3,000.00</b>	
526 Diversity Support		13,000.00	-13,000.00	
526.1 Outreach Meet Support	338.30		338.30	
<b>Total 526 Diversity Support</b>	<b>338.30</b>	<b>13,000.00</b>	<b>-12,661.70</b>	<b>2.60 %</b>
527 Safe Sport		2,500.00	-2,500.00	
528 Athlete Leadership Committee		250.00	-250.00	
531 MWS LSC LongCourse	30,128.59	31,800.00	-1,671.41	94.74 %
532 MWS LSC ShortCourse	39,748.00	37,000.00	2,748.00	107.43 %
541 Athlete Reimbursement		26,000.00	-26,000.00	
541.1 Sectional & Open Water	5,000.00		5,000.00	
541.2 TYR Pro/Futures	2,200.00		2,200.00	
541.3 Nat, Jr Nat, Open, Int Trials	2,500.00		2,500.00	
<b>Total 541 Athlete Reimbursement</b>	<b>9,700.00</b>	<b>26,000.00</b>	<b>-16,300.00</b>	<b>37.31 %</b>
554 Club Rebates	2,475.00	1,500.00	975.00	165.00 %
565 Equipment	25.00		25.00	
566 Insurance	365.00	350.00	15.00	104.29 %
568 Service Charge	64.09	100.00	-35.91	64.09 %
569 Returned Checks	20.00		20.00	
571 Administration		12,000.00	-12,000.00	
571.1 Admin - HBE Monthly	10,264.01		10,264.01	
571.2 Admin-Intuit	1,410.00		1,410.00	
<b>Total 571 Administration</b>	<b>11,674.01</b>	<b>12,000.00</b>	<b>-325.99</b>	<b>97.28 %</b>
572 Office Supplies	98.39	500.00	-401.61	19.68 %
573 Admin Internet-Google/Constant Contact	798.99	1,000.00	-201.01	79.90 %
574 Admin Office Internet	599.94	1,200.00	-600.06	50.00 %
575 Admin Postage	157.08	100.00	57.08	157.08 %
576 Admin Travel/Training				
576.1 Admin Travel-Mileage Reimburse	311.55	700.00	-388.45	44.51 %
<b>Total 576 Admin Travel/Training</b>	<b>311.55</b>	<b>700.00</b>	<b>-388.45</b>	<b>44.51 %</b>
576.2 Travel-Meals	34.28		34.28	
577 National Workshop/Bus Mtg		10,000.00	-10,000.00	
578 Officials Expense		7,000.00	-7,000.00	
578.2 Meet Costs-Shirts/NameTags	1,295.77		1,295.77	
578.3 Officials Reimbursement	2,401.30		2,401.30	
578.4 Champ Ref/Admin Lodging	839.36		839.36	
<b>Total 578 Officials Expense</b>	<b>4,536.43</b>	<b>7,000.00</b>	<b>-2,463.57</b>	<b>64.81 %</b>
579 USA Swim Conference Expenses		500.00	-500.00	
580 Exec Sec Support Wages		28,035.00	-28,035.00	
581 Exec Secretary - Wage	18,690.00		18,690.00	
582 Payroll Taxes	1,429.79		1,429.79	
589 LSC Awards Banquet		5,500.00	-5,500.00	
589.2 Awards	578.81		578.81	

# Midwestern Swimming, Inc.

## Budget vs. Actuals: Budget\_FY24\_P&L - FY24 P&L

January 1 - September 15, 2024

	TOTAL			
	ACTUAL	BUDGET	OVER BUDGET	% OF BUDGET
<b>Total 589 LSC Awards Banquet</b>	<b>578.81</b>	<b>5,500.00</b>	<b>-4,921.19</b>	<b>10.52 %</b>
590 Coaches Clinic		5,000.00	-5,000.00	
592 Social Media/Advertising		1,200.00	-1,200.00	
595 Miscellaneous Expense	135.80	500.00	-364.20	27.16 %
596 BOD Meeting Expenses	4.58	250.00	-245.42	1.83 %
<b>Total Expenses</b>	<b>\$144,059.49</b>	<b>\$221,985.00</b>	<b>\$ -77,925.51</b>	<b>64.90 %</b>
NET OPERATING INCOME	<b>\$ -2,573.81</b>	<b>\$ -15,935.00</b>	<b>\$13,361.19</b>	<b>16.15 %</b>
NET INCOME	<b>\$ -2,573.81</b>	<b>\$ -15,935.00</b>	<b>\$13,361.19</b>	<b>16.15 %</b>

# Midwestern Swimming, Inc.

## Profit and Loss

January 1 - September 15, 2024

	TOTAL
Income	
420 Interest Income	7.75
421 All Star Meet	8,556.55
423 Zone Meet	5,246.86
425 Officials Income	510.00
431 MWS LSC Long Course	29,400.00
432 MWS LSC Short Course	39,780.00
441 MWS Sanction Fee	2,977.00
442 MWS Splash Fee	30,683.00
442.1 Splash Fee - SC Championships	4,589.00
442.3 Splash Fee - Squad/Dual/Single Session	3,978.00
<b>Total 442 MWS Splash Fee</b>	<b>39,250.00</b>
443 MWS Fines	225.00
451 USS Athlete Membership	
451.1 Athlete-Premium	7,920.00
451.2 Athlete-Seasonal	360.00
451.3 Athlete-Flex	777.60
451.31 Athlete- Upgrade	316.80
451.4 Athlete-Transfer	1,360.00
451.5 Athlete-Outreach	95.00
451.6 LateRegFee	50.00
<b>Total 451 USS Athlete Membership</b>	<b>10,879.40</b>
452 USS Nonathlete Members	
452.1 Non-Athlete Coach	1,171.20
452.2 Non-Athlete Official	369.60
452.3 Non-Athlete Administrator	96.00
452.4 Other	155.52
<b>Total 452 USS Nonathlete Members</b>	<b>1,792.32</b>
453 USS Club Memberships	2,700.00
495 Miscellaneous Income	160.80
<b>Total Income</b>	<b>\$141,485.68</b>
GROSS PROFIT	<b>\$141,485.68</b>
Expenses	
521 All Star Meet Exp	15,252.44
523 Zone Meet Exp	6,893.42
526 Diversity Support	
526.1 Outreach Meet Support	338.30
<b>Total 526 Diversity Support</b>	<b>338.30</b>
531 MWS LSC LongCourse	30,128.59
532 MWS LSC ShortCourse	39,748.00

# Midwestern Swimming, Inc.

## Profit and Loss

January 1 - September 15, 2024

	TOTAL
541 Athlete Reimbursement	
541.1 Sectional & Open Water	5,000.00
541.2 TYR Pro/Futures	2,200.00
541.3 Nat, Jr Nat, Open, Int Trials	2,500.00
<b>Total 541 Athlete Reimbursement</b>	<b>9,700.00</b>
554 Club Rebates	2,475.00
565 Equipment	25.00
566 Insurance	365.00
568 Service Charge	64.09
569 Returned Checks	20.00
571 Administration	
571.1 Admin - HBE Monthly	10,264.01
571.2 Admin-Intuit	1,410.00
<b>Total 571 Administration</b>	<b>11,674.01</b>
572 Office Supplies	98.39
573 Admin Internet-Google/Constant Contact	798.99
574 Admin Office Internet	599.94
575 Admin Postage	157.08
576 Admin Travel/Training	
576.1 Admin Travel-Mileage Reimburse	311.55
<b>Total 576 Admin Travel/Training</b>	<b>311.55</b>
576.2 Travel-Meals	34.28
578 Officials Expense	
578.2 Meet Costs-Shirts/NameTags	1,295.77
578.3 Officials Reimbursement	2,401.30
578.4 Champ Ref/Admin Lodging	839.36
<b>Total 578 Officials Expense</b>	<b>4,536.43</b>
581 Exec Secretary - Wage	18,690.00
582 Payroll Taxes	1,429.79
589 LSC Awards Banquet	
589.2 Awards	578.81
<b>Total 589 LSC Awards Banquet</b>	<b>578.81</b>
595 Miscellaneous Expense	135.80
596 BOD Meeting Expenses	4.58
<b>Total Expenses</b>	<b>\$144,059.49</b>
NET OPERATING INCOME	<b>\$ -2,573.81</b>
NET INCOME	<b>\$ -2,573.81</b>





**DATE:** 09/08/24

**TIME:** 7:30 p.m.

**LOCATION** Zoom Meeting

### Call to Order

- Midwestern Sanction Committee
- Meeting Purpose
  - October meets
- Attendees: Stefanie Martinez, David Nelson, Jimmy Parmenter, Betty Kooy (ex officio)
  - Absent: Paige Skidmore

### October Meets

- Discussion of general issues
  - Keep kids in sport; participation numbers down
    - Meets too long
    - Look to future
  - More discussion needed
    - Awards at least for 12 & Under
    - Max 3 events per session especially for longer meets
    - More relays
  - Concensus
    - Will recommend sanctioning meets as requested through December
    - Will push for recommendations for changes for meets held after December
  - GC will approve Norfolk Y meet.

### Adjournment

- 8:10 p.m.
- Submitted by: Betty Kooy, Executive Secretary

Proposals for the Midwestern Board of Directors

Changes to the MW Policies and Procedures

September 17, 2024 Board of Directors Meeting

From Ad Hoc Championship Meet Committee:

Betsy Purcell, David Nelson, Paige Skidmore, Erica Storms, Sam Bach, Addisyn Storms, Jay Thiltgen, Patrick Rowan, Jimmy Parmenter, Betty Kooy (ex officio)

Rationale for 8.5.5.2 (g)

Costs for hosts and facility fees have been increasing continually. The committee felt that it would be better to give the MW Sanction/Scheduling/Technical committees the option for setting the fees for the Championship meets on an as-needed basis rather than locking in event fees permanently.

8.5.5.2 (g)

Midwestern Championship meet – Midwestern will approve and purchase awards and will receipt all entry fees for the meet. MW will retain the MW surcharge, any fines, and cost of awards. MW will forward remaining funds to host. Host club may choose vendors and meet apparel designs for merchandise, Host will pay all other associated expenses and will retain program revenues, concessions revenues, advertising revenues and commissions from sale of meet apparel. (09/09/14)

~~\$6.50/maximum individual event~~

~~\$18.00/maximum charge per relay event~~

**MW will set the fees for individual and relay events and facility fees if necessary**

\$6.50/MW surcharge (04/21/18 – in effect 09/01/18)

**\$3.00/per session or \$16.00 complete weekend maximum program charge**

Rationale for 8.2.5.6

Since Covid, MW has had to veer away from the calculation of the qualifying time formula (used since the late 90s until 2018) to something less stringent to get enough participation in the meets to make them financially viable. We (MW) agreed to set the 12 & U at a minimum NAG B time standard and the 13 & O at a minimum NAG BB time standard for the last several MW championships, at some point using an Automatic and a Secondary qual time. For the last two years we have used the Secondary for minimum entry and the meets have had the numbers needed. The committee feels that option should be given to the Sanction/Scheduling/ Technical committees to modify the qualifying times for these meets in the event that the B and BB times no longer make the meets viable. It is the hope to hold to the 2025-2028 NAG B and BB for the next quad (with time for the distance events being set differently), but that may not seem reasonable and the qualifying times may need to change.

8.2.5.6

~~Qualifying times for the MWS Championship meets will be calculated as follows:  
The average of the 35<sup>th</sup> fastest time (stroke/distance/age) for the last six years;  
minimum qualifying time will be the NAG BB. (Covid exception to calculations has occurred.)~~

**Qualifying times for the MWS Championship meets will be set by the Sanction/Scheduling/Technical committees.**

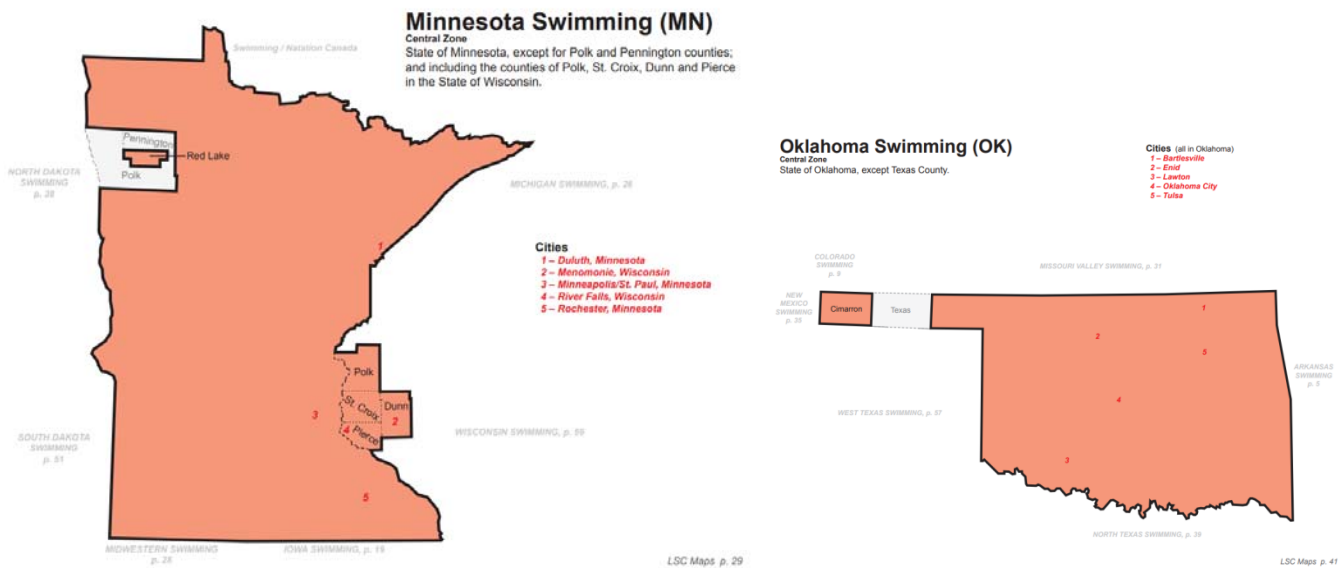
SWAT wishes to use USA Swimming rule 604.2 and to have Woodbury county in Iowa added to the Iowa LSC.

**604.2 CHANGE IN LSC TERRITORY** — If two-thirds (2/3) of the number of clubs in a contiguous area within an LSC wish to affiliate with a neighboring and contiguous LSC, and should the House of Delegates of each LSC by a majority vote of the members present approve the change, the change in territorial jurisdiction shall include all Club Members in the contiguous area and shall become effective no sooner than sixty (60) days following the receipt by the Chair of the USA Swimming Rules & Regulations Committee of satisfactory evidence of the various votes required. Club Member approval of change in affiliation shall be in accord with the rules of the Club Member and shall be duly certified by the Club Member's president and secretary.

We represent all of the current registered clubs in Woodbury county.

<b>Club Name:</b>
Siouxland Wave Aquatic Team
Siouxland Sharks Swimming Club, Inc.
Mariners Swim Club

Additionally, USA swimming has previously allowed this in Minnesota and Oklahoma.



This is the cleanest for everyone so that we don't impact Sioux Center, and we won't continue to burden Midwestern Swimming with our club and high school observation requests.

This was our original request, but we were guided to using 604.1 this spring.

Now that SWAT is in Iowa, I think it will be cleaner for all (boards, officials, and high schools) who could find it confusing as is.